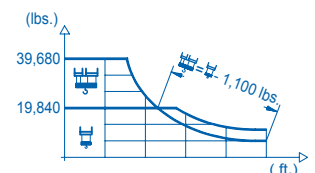
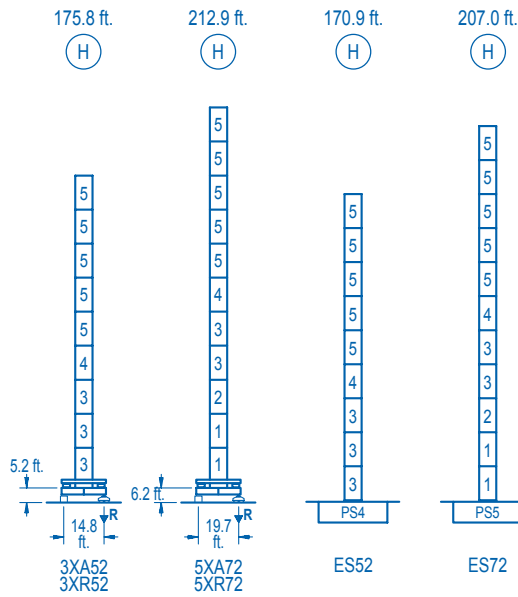
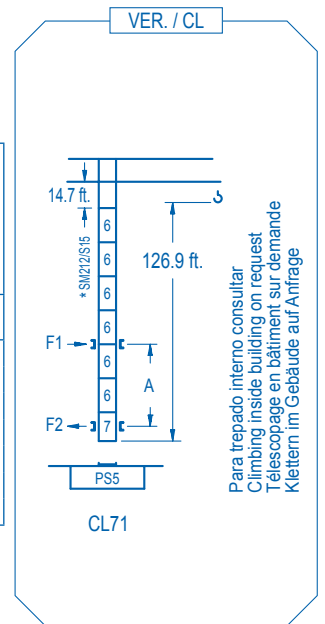


R (ft.)	H			H										
210.0	38.4	49.2	68.9	69.2	82.0	98.4	111.5	131.2	144.4	164.0	177.2	196.9	210.0	ft.
	39,680	29,660	19,840	19,840	16,440	13,390	11,610	9,640	8,640	7,420	6,770	5,960	5,510	lbs.
196.9	39.0	49.2	70.5	71.2	82.0	98.4	111.5	131.2	144.4	164.0	177.2	196.9	ft.	
	39,680	30,330	19,840	19,840	16,950	13,810	11,990	9,960	8,910	7,680	7,010	6,170	lbs.	
177.2	39.0	49.2	70.2	71.5	82.0	98.4	111.5	131.2	144.4	164.0	177.2	ft.		
	39,680	30,220	19,840	19,840	17,050	13,900	12,070	10,010	8,970	7,720	7,050	lbs.		
164.0	43.0	49.2	65.6	77.4	80.1	98.4	111.5	131.2	144.4	164.0	ft.			
	39,680	33,790	24,110	19,840	19,840	15,740	13,670	11,380	10,210	8,810	lbs.			
144.4	44.6	49.2	65.6	80.4	84.0	98.4	111.5	131.2	144.4	ft.				
	39,680	35,260	25,190	19,840	19,840	16,610	14,450	12,030	10,800	lbs.				
131.2	44.6	49.2	65.6	80.4	84.0	98.4	111.5	131.2	ft.					
	39,680	35,280	25,220	19,840	19,840	16,730	14,550	12,120	lbs.					
111.5	44.0	49.2	65.6	79.7	84.3	98.4	111.5	ft.						
	39,680	34,920	24,940	19,840	19,840	16,720	14,550	lbs.						
98.4	44.0	49.2	65.6	79.1	84.6	98.4	ft.							
	39,680	34,710	24,790	19,840	19,840	16,750	lbs.							





nº	Ref.	□	h
1	S25	6.6	18.0
2	TS25	6.6	18.0
3	S24	6.6	18.0
4	TS24	6.6	18.0
5	S23	6.6	18.0
6	S15	5.2	18.0
7	CLS15	5.2	10.1



Para trepado interno consultar
Climbing inside building on request
Télescopage en bâtiment sur demande
Klettern im Gebäude auf Anfrage

R. máx.	En servicio In operation En service In Betrieb	3XR52.....214,070 lbs. 5XR72.....200,180 lbs.	R. máx.	Fuera de servicio Out of service Hors service Ausser Betrieb	3XR52.....216,710 lbs. 5XR72.....294,980 lbs.
----------------	---	--	----------------	---	--

Para otras zonas de viento o alturas superiores consultar
For other wind zones or additional hook heights on request
Pour d'autres zones de vent ou des hauteurs supplémentaires sur demande
Für andere Windzonen oder weiteren Hakenhöhen auf Anfrage

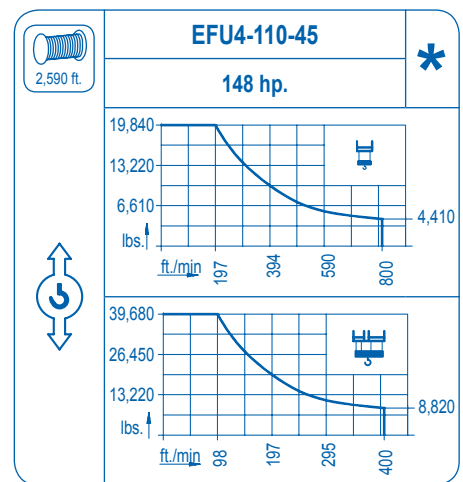
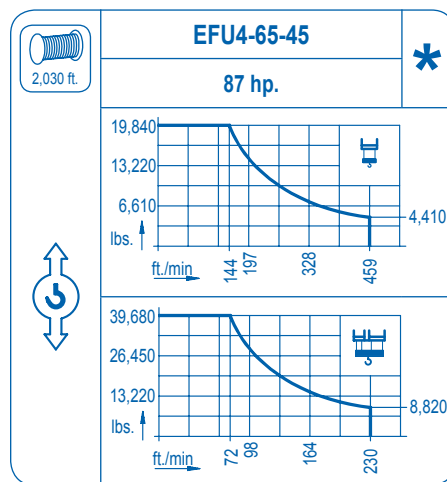
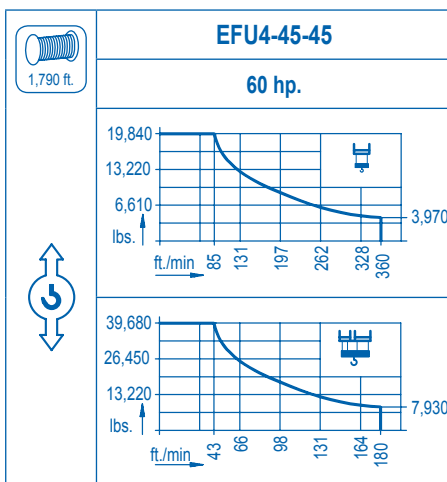
	3XA52	5XA72	ES52	ES72
A max	131.5	168.6	126.6	162.7
B max	-	54.1	-	54.1
C max	98.4	98.4	98.4	98.4
H max	229.9	284.1	267.0	321.1
	225.0	279.1	261.1	315.2

CFU-7.5
10 hp.
0 ⇄ 308 ft./min

GR-12
2 x 88 ft.lbs.
0 ⇄ 0.8 rpm

TRA-7.5
2 x 55 ft.lbs.
0 ⇄ 78 ft./min

TRA-7.5VC *
2 x 55 ft.lbs.
0 ⇄ 78 ft./min
5XR72



Tensión de alimentación Operating voltage Tension de service Betriebsspannung	480 V 3 ph 60 Hz
--	------------------------

Opcional Optional En option Kaufoption	*
---	---