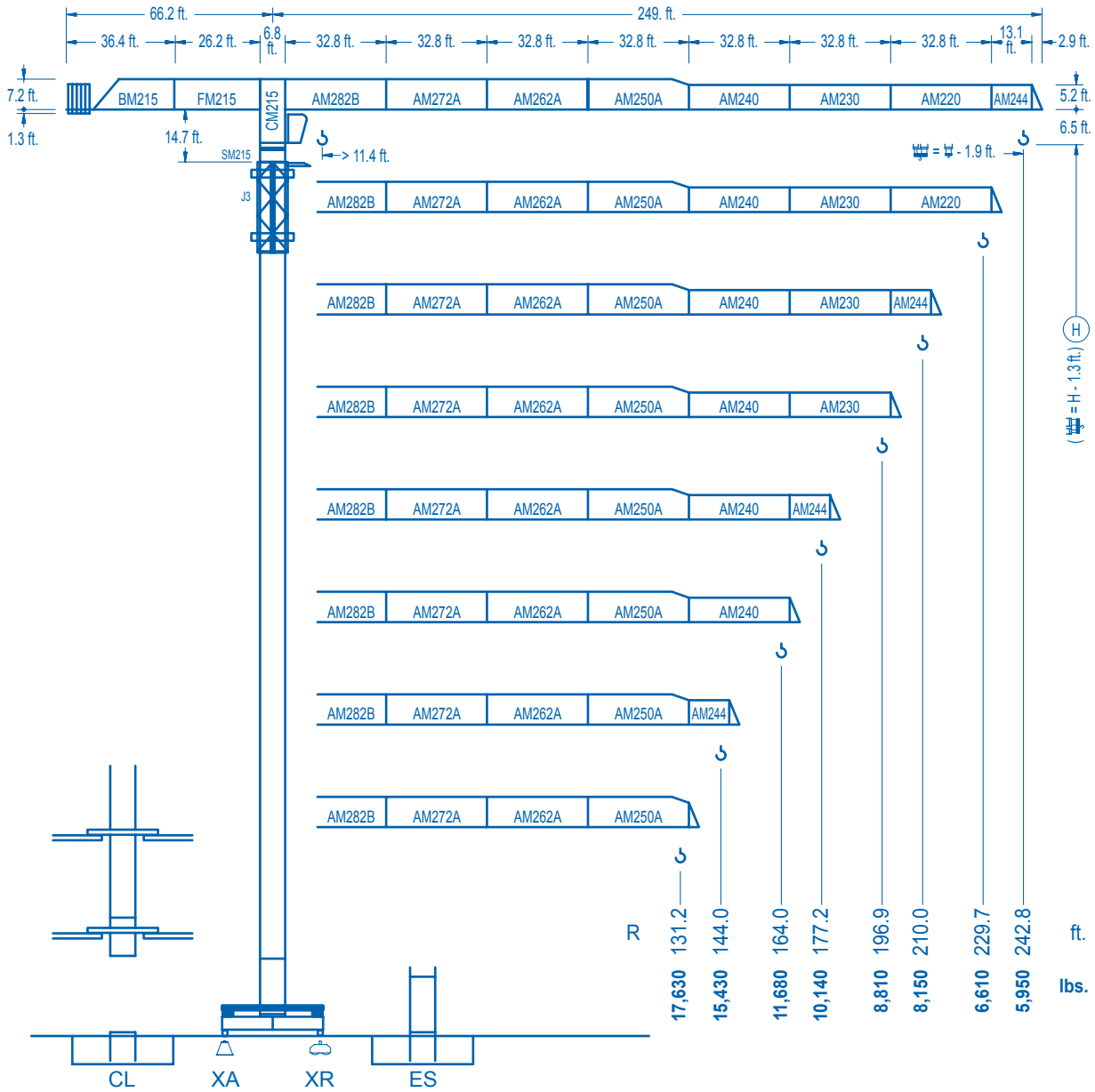


LINDEN 2100

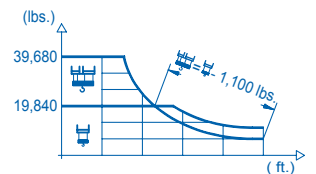
21 LC 290

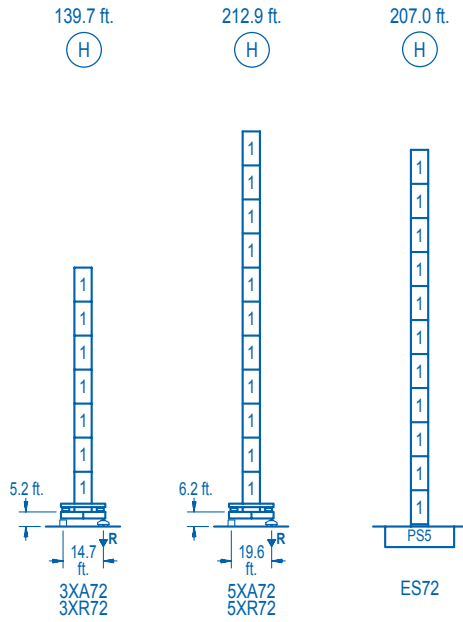
39,680 lbs.



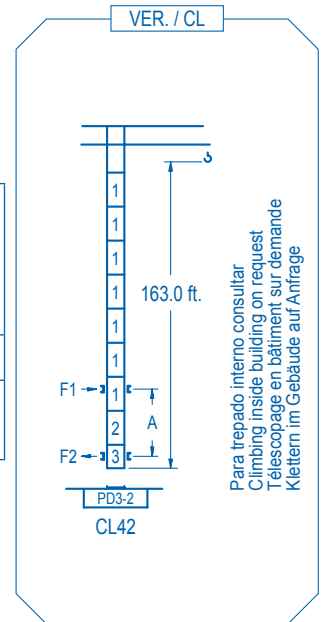
CE EN 14439 (C/25)

R (ft.)	☰				☱											
242.8	46.9	49.2	65.6	84.6	85.0	98.4	111.5	131.2	144.4	164.0	177.2	196.9	210.0	229.7	242.8	ft.
	39,680	37,480	26,810	19,840	19,840	16,880	14,680	12,220	10,970	9,470	8,660	7,660	7,090	6,370	5,950	lbs.
229.7	47.9	49.2	65.6	86.6	87.6	98.4	111.5	131.2	144.4	164.0	177.2	196.9	210.0	229.7	ft.	
	39,680	38,490	27,550	19,840	19,840	17,460	15,180	12,660	11,360	9,820	8,980	7,940	7,360	6,610	lbs.	
210.0	51.5	65.6	82.0	93.2	93.2	95.5	111.5	131.2	144.4	164.0	177.2	196.9	210.0	ft.		
	39,680	29,940	23,080	19,840	19,840	19,840	16,710	13,940	12,530	10,840	9,930	8,790	8,150	lbs.		
196.9	51.2	65.6	82.0	92.5	92.5	95.5	111.5	131.2	144.4	164.0	177.2	196.9	ft.			
	39,680	29,710	22,900	19,840	19,840	19,840	16,720	13,960	12,550	10,860	9,950	8,810	lbs.			
177.2	51.5	65.6	82.0	93.5	97.1	111.5	131.2	144.4	164.0	177.2	ft.					
	39,680	30,000	23,140	19,840	19,840	17,030	14,210	12,780	11,060	10,140	lbs.					
164.0	53.5	65.6	82.0	97.4	101.7	111.5	131.2	144.4	164.0	ft.						
	39,680	31,420	24,260	19,840	19,840	17,940	14,990	13,480	11,680	lbs.						
144.4	59.7	65.6	82.0	98.4	108.6	114.8	131.2	144.4	ft.							
	39,680	35,520	27,510	22,260	19,840	19,840	17,140	15,430	lbs.							
131.2	60.7	65.6	82.0	98.4	110.9	117.8	131.2	ft.								
	39,680	36,350	28,160	22,800	19,840	19,840	17,630	lbs.								





n°	Ref.	h (ft.)
1	S25	6.5 18.0
2	TD23A	6.5 18.0
3	CLD23A	6.5 10.1



Para trepado interno consultar
Climbing inside building on request
Télescopage en bâtiment sur demande
Klettern im Gebäude auf Anfrage

R. máx.	En servicio In operation En service In Betrieb	3XR72.....231,480 lbs. 5XR72.....235,890 lbs.	R. máx.	Fuera de servicio Out of service Hors service Ausser Betrieb	3XR72.....162,700 lbs. 5XR72.....235,010 lbs.
----------------	---	--	----------------	---	--

Para otras zonas de viento o alturas superiores consultar
For other wind zones or additional hook heights on request
Pour d'autres zones de vent ou des hauteurs supplémentaires sur demande
Für andere Windzonen oder weiteren Hakenhöhen auf Anfrage

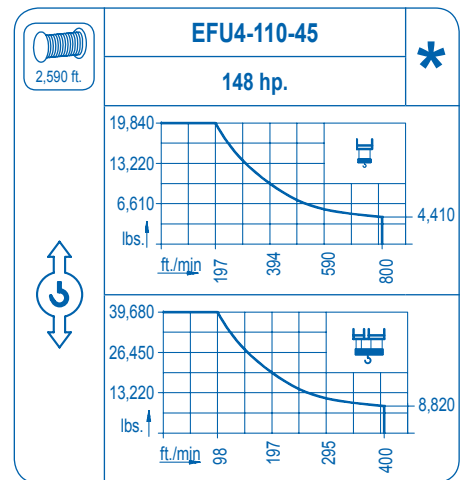
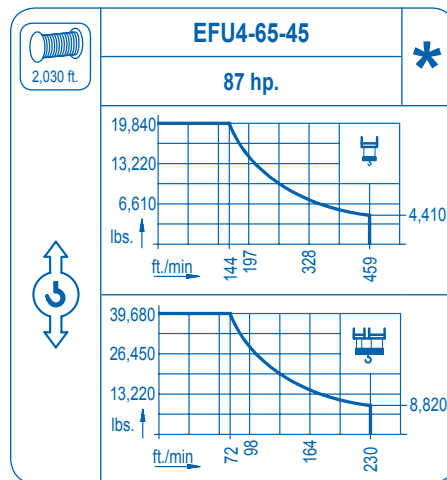
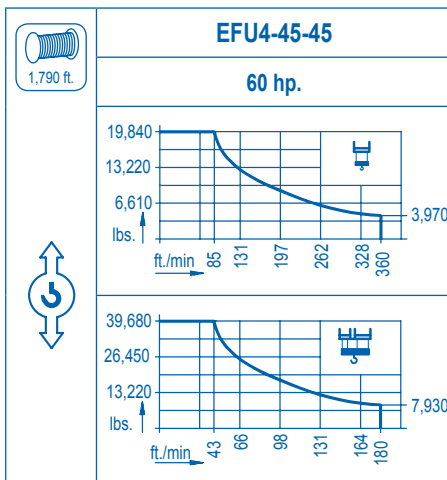
	3XA72	5XA72	ES72
A max	95.5	168.6	162.7
B max	-	108.3	-
C max	170.6	152.6	152.6
H max	266.1	356.3	321.2

CFU-7.5
10 hp.
0 ⇄ 308 ft./min

GR-12
3 x 88 ft.lbs.
0 ⇄ 0.7 rpm

TRA-7.5
2 x 55 ft.lbs.
0 ⇄ 78 ft./min

TRA-7.5VC *
2 x 55 ft.lbs.
0 ⇄ 78 ft./min
5XR72



Tensión de alimentación Operating voltage Tension de service Betriebsspannung	480 V 3 ph 60 Hz
--	------------------------

Opcional Optional En option Kaufoption	*
---	---