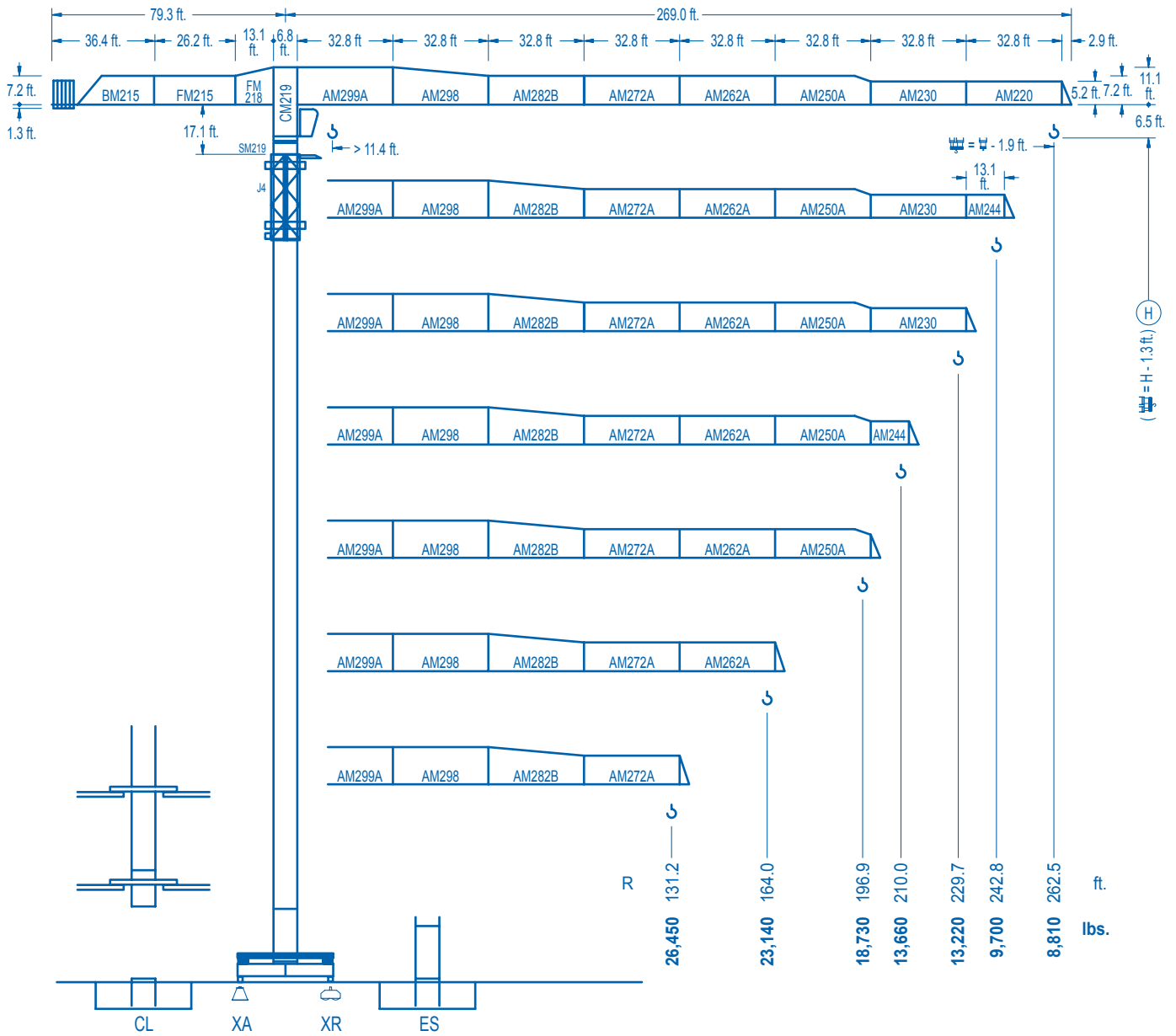


LINDEN 2100

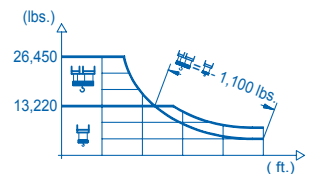
21 LC 550

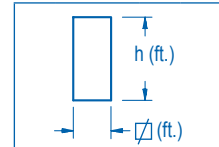
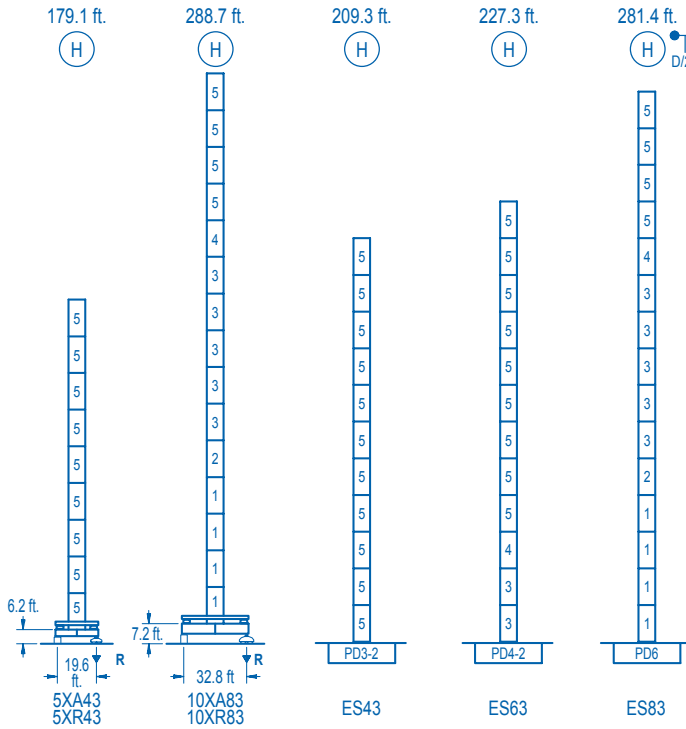
26,450 lbs.



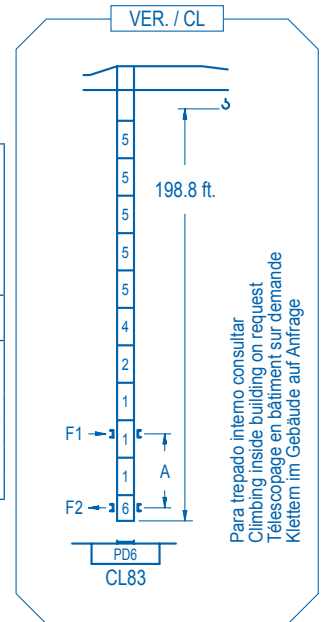
CE EN 14439 (C/25)

R (ft.)	☰					☱						
262.5	96.8	114.8	131.2	147.6	172.9	183.4	196.9	210.0	229.7	242.8	262.5	ft.
	26,450	21,660	18,490	16,060	13,220	13,220	12,230	11,370	10,270	9,640	8,810	lbs.
242.8	96.5	114.8	131.2	147.6	172.9	184.4	196.9	210.0	229.7	242.8		ft.
	26,450	21,640	18,480	16,040	13,220	13,220	12,300	11,440	10,330	9,700		lbs.
229.7		120.1	131.2	147.6	164.0	177.2	196.9	215.2	229.7			ft.
		26,450	23,870	20,820	18,390	16,770	14,770	13,220	13,220			lbs.
210.0		119.1	131.2	147.6	164.0	177.2	196.9	210.0				ft.
		26,450	23,630	20,610	18,190	16,600	14,610	13,660				lbs.
196.9			144.4	147.6	164.0	177.2	196.9					ft.
			26,450	25,790	22,870	20,920	18,730					lbs.
164.0			144.0	147.6	164.0							ft.
			26,450	25,720	23,140							lbs.
131.2			131.2									ft.
			26,450									lbs.





nº	Ref.	∅	h
1	D36	8.2	18.0
2	TD36A	8.2	18.0
3	D34	8.2	18.0
4	TD34	8.2	18.0
5	D33	8.2	18.0
6	CLD36	8.2	12.4



Para trepado interno consultar
Climbing inside building on request
Téléscopage en bâtiment sur demande
Klettern im Gebäude auf Anfrage

R. máx.	En servicio In operation En service In Betrieb	5XR43.....282,190 lbs. 10XR83.....272,490 lbs.
----------------	---	---

R. máx.	Fuera de servicio Out of service Hors service Ausser Betrieb	5XR43.....299,870 lbs. 10XR83.....424,340 lbs.
----------------	---	---

Para otras zonas de viento o alturas superiores consultar
For other wind zones or additional hook heights on request
Pour d'autres zones de vent ou des hauteurs supplémentaires sur demande
Für andere Windzonen oder weiteren Hakenhöhen auf Anfrage

	5XA43	10XA83
A max	132.5	242.1
B max	- 108.3	- 108.3
C max	172.9 154.9	154.9 154.9
H max	305.4 395.7	397.0 505.2

	ES43	ES63	ES83
A max	162.7	180.8	234.9
B max	- 108.3	- 108.3	- 108.3
C max	154.9 154.9	154.9 154.9	154.9 154.9
H max	317.6 425.9	335.6 443.9	389.8 498.0

CFU-7.5
10 hp.
0 ↻ 308 ft./min

GR-12
4 x 88 ft.lbs.
0 ↻ 0.8 rpm

TRA-7.5 **TRA-10**
2 x 55 ft.lbs. 2 x 74 ft.lbs.
0 ↻ 78 ft./min
5XR43 10XR83

*** TRA-7.5VC** **TRA-10VC**
2 x 55 ft.lbs 2 x 74 ft.lbs.
0 ↻ 78 ft./min
5XR43 10XR83

EFU2-37-30
50 hp.
1,260 ft.
Graphs showing torque vs speed for 4,850 and 9,700 lbs. torque levels.

EFU4-45-30
60 hp.
1,790 ft.
Graphs showing torque vs speed for 2,640 and 5,290 lbs. torque levels.

EFU4-65-30
87 hp.
2,590 ft.
Graphs showing torque vs speed for 2,640 and 5,290 lbs. torque levels.

Tensión de alimentación Operating voltage Tension de service Betriebsspannung	480 V 3 ph 60 Hz
--	---

Opcional Optional En option Kaufoption	*
---	----------